



COLORS ON THE FARM

GRADE LEVEL: K-1

SUBJECT: Language Arts

NATIONAL STANDARD(S)

(K-2) LA: 11.1-3

THEME: Farm

FOOD AND FIBER TOPIC: I-A,B,C,D,E; II-A; V-A

LEARNER OBJECTIVE:

Students will learn to follow directions regarding what colors farm objects should be colored.

VOCABULARY

bristles—The short, stiff, prickly hair of an animal.

cow hides—The skin of a beef or dairy animal.

crop—Plants that are grown for food or clothing.

dairy—Having to do with milk products.

milk tank truck—Trucks used to carry milk especially designed to keep the milk cool and sanitary.

milkweed—A plant that is considered a weed and is commonly eaten by insects.

Monarch butterflies—A large orange and black butterfly with a wingspread of about four inches.

pastures—Land with grass planted on it for animals to eat.

pests—Something that is unwanted or does not belong.

BACKGROUND

All the things pictured on this worksheet can be found on a farm or are made from farm animals. Shoe leather is made from cowhides. The bristles in a hairbrush are often made from pig's hair. Ladybugs help the farmer by eating pests that can harm his or her crops. The monarch butterfly likes to eat milkweed, which grows in the many pastures and fields where food and fiber crops are produced.

STEP-BY-STEP INSTRUCTIONS

1. Review basic colors with your class by holding up different-colored objects or color cards and asking students to identify the colors.
2. Hand out student worksheets, and discuss the pictures with your class.
3. Instruct students to lay out the eight crayons they will need to complete the worksheet.

RELATED ACTIVITIES

Set up days of the week in which to study each of the colors used on the student worksheets. For example, on “red day” ask students to wear red, serve apple slices as a snack, and read a book about something red (Little Red Riding Hood, The Little Red Hen).

RESOURCES

Student Books

Adams, P. (illus.). (1975). Old MacDonald Had a Farm. Child's Play.
Arvetis, C. & Palmer, C. (1985). Why Do Leaves Change Color? Rand-McNally.
Carle, E. (1977). The Grouchy Ladybug. Harper Trophy.

Teacher Resources

*Also see the lesson "Common Kinds of Insects."

Related Internet Websites

American Farm Bureau – links to state Farm Bureau organizations and agriculture news:

<http://www.fb.com/>

Howell Living History Farm - A real working farm circa 1905. All tillage is done with horses or by hand. Visiting provides entertainment and education for the whole family.

<http://livinghistory.com/howellfarm/>

Maplevale Farm - Ken and Paula Nelson - Visit a Vermont farm and see 'easy' rural living.

<http://www.rovers.net/~nelson/mvale/mvale.html>

EVALUATION

Did the students color the pictures the correct colors?

ACKNOWLEDGMENT

This lesson adapted from Oklahoma Ag in the Classroom, Department of Agricultural Education, Communications and 4-H Youth Development, Oklahoma State University, Stillwater, OK 74078.

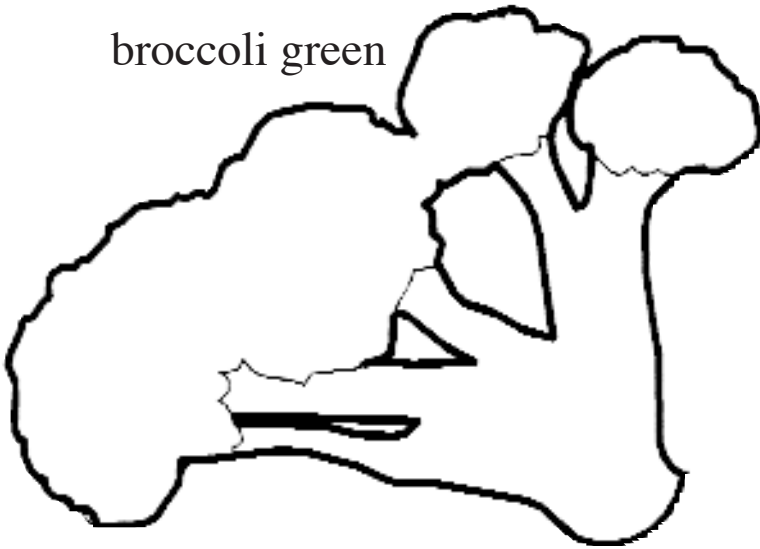
Name _____

Colors on the Farm

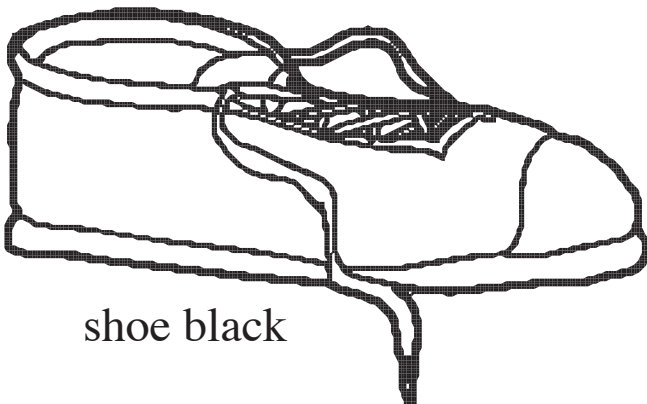

A

Color the pictures.


broccoli green



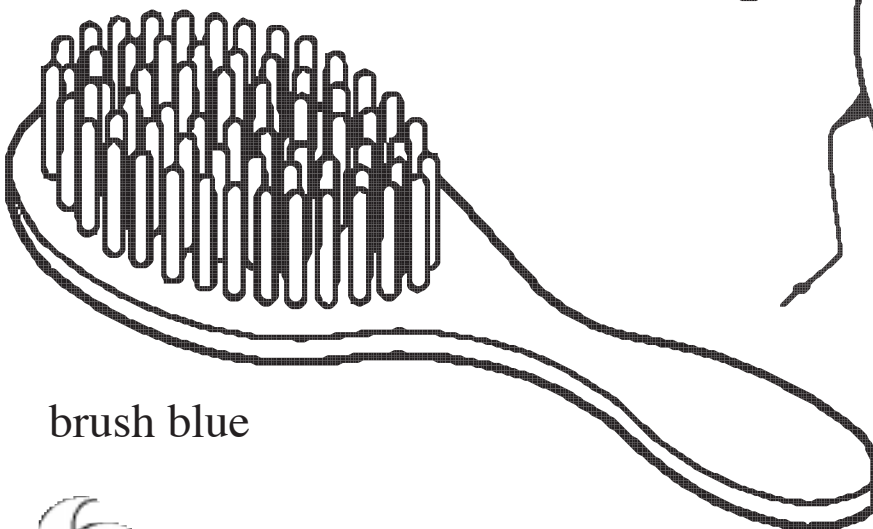
tomato red



shoe black



ladybug orange



brush blue




Name _____

Colors on the Farm

B

Color the pictures.



rooster brown




tree green



butterfly orange



peach pink



barn red

